









Wall Panel Specifications and Performance

	storeWALL™ BASIC DUTY	storeWALL™ STANDARD DUTY	storeWALL™ HEAVY DUTY
Panel Height	12"	12"	15"
sq. footage per panel 8ft	8'	8'	10'
sq. footage per 8ft case (4 panels)	32'	32'	40'
Hidden Fastener w/ InstallStrip Installation	—	✓	✓
Holding Capacity w/ InstallStrips	—	250lbs	300lbs
Screw Installation	✓	✓	✓
Holding Capacity w/ Screw Install	75lbs	75lbs	95lbs
Compatible with ALL storeWALL Accessories	✓	✓	✓
Fire Rated	✓	✓	✓
Moisture & Weather Resistant	✓	✓	✓

Finish Options

	Core Colors	Signature Woodgrains	Signature Metallics	Signature Specialty
storeWALL™ HEAVY DUTY	 Weathered Grey Brite White	 Rustic Cedar Global Pine Barnwood	 Graphite Steel Bronze	
storeWALL™ STANDARD DUTY	 Weathered Grey Brite White	 Rustic Cedar Barnwood Whitewood	 Graphite Steel	 Khaki Camouflage
storeWALL™ BASIC DUTY	 Weathered Grey Brite White			

storeWALL PVC Slatwall Spec Sheet

Physical properties

PVC storeWALL

Density – Average	16 / cu ft
Decorative surface thickness	.687" (11/16")
Modulus of rupture	27 mpa
Modulus of Elasticity – Average	29 mpa
Internal bond	100 psi
Water absorption –	0%
Linear expansion	0%
Thickness swell	0%
Moisture content – as shipped	0%
Groove dimensions	
Groove	.20"
Lip	.25"
Back	.25"
Opening	.375"
Formaldehyde emission	0.00 ppm
Flame spread	45
Fire classification	IIB

Loading:

Distance from panel face (HD & SD weight capacity is with installstrip installation)

	4"	6"	8"	10"	12"	14"	16"
Raw MDF	60	50	42	35	29	20	12
storeWALL Basic Duty	75	63	55	45	35	27	20
storeWALL Standard Duty	115	100	88	70	52	35	27
storeWALL Heavy Duty	165	137	121	96	77	57	38